

PowerTech™ 6068H Diesel Engine Specifications

PERFORMANCE DATA

Rated Power

Intermittent 200 hp (149 kW) @ 2400 rpm
 Continuous 180 hp (134 kW) @ 2400 rpm

Peak Torque

Intermittent 569 lb-ft (771 N.m) @ 1400 rpm

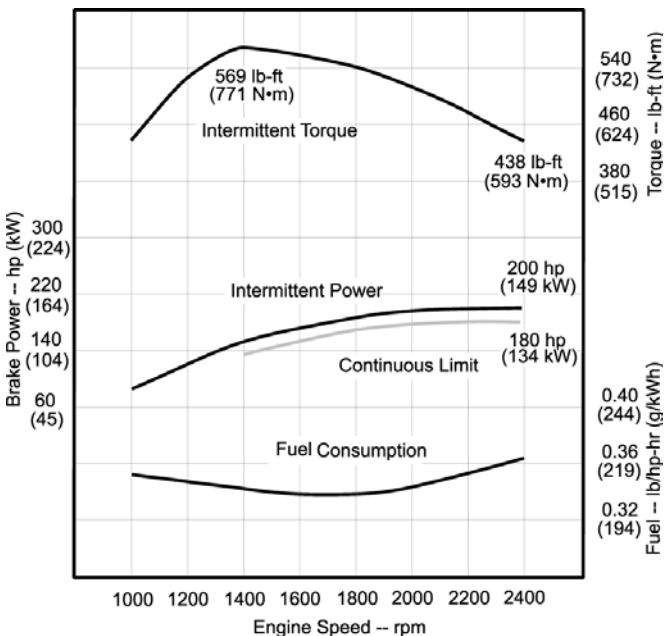
Fuel Economy

BSFC 0.363 lb/hp-hr (221 g/kWh) @ 2400 rpm

RATED BHP is the power rating for variable speed and load applications where full power is required intermittently.
 CONTINUOUS BHP is the power rating for applications operating under a constant load and speed for long periods of time.
 POWER OUTPUT is within + or - 5% at standard SAE J 1995 and ISO 3046.
 TIER 2 EMISSIONS CERTIFICATIONS: CARB, EPA, and EU.



PERFORMANCE CURVE



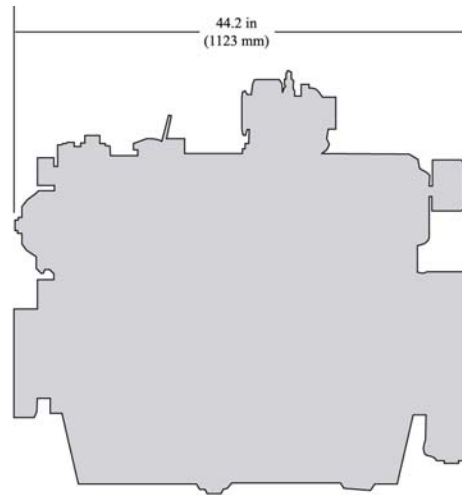
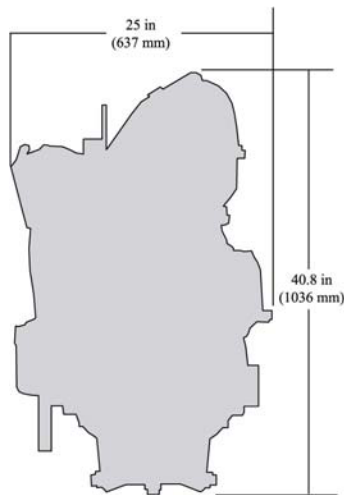
Tier 2 4-Valve engines shown
 Photographs may show non-standard equipment

PowerTech™ 6068H Diesel Engine Specifications

GENERAL DATA

| | | | |
|----------------------------|------------------------|-------------------|-------------|
| Model | 6068HF275 | Aspiration | Air to Air |
| Number of Cylinders | 6 | Length - in. (mm) | 44.2 (1123) |
| Displacement - L (cu.in) | 6.8 (415) | Width - in. (mm) | 25 (637) |
| Bore and Stroke - in. (mm) | 4.19 x 5.0 (106 x 127) | Height - in. (mm) | 40.8 (1036) |
| Compression Ratio | 17.0:1 | Weight - lb. (kg) | 1294 (587) |
| Engine Type | In-line, 4-Cycle | | |

DIMENSIONS



FEATURES AND BENEFITS

Dynamically Balanced Crankshaft

- Crankshafts are machined from a heat-treated, high carbon steel forging

Forged-Steel Connecting Rods

- Unique 45-degree design permits the use of larger crankshaft connecting-rod bearings for increased durability

Self-adjusting Poly-vee Fan Drive

- Self-adjusting, eight-groove, poly-vee fan drive provides multiple fan drive ratios and fan heights that can be matched to specific application requirements
- Poly-vee design provides more than twice the drive capacity of comparable vee-belts

Replaceable Wet-Type Cylinder Liners

- Provides excellent heat dissipation
- Precision machined for long life

Either-Side Service

- Engine installation and maintenance simplified and convenient by providing dipstick and oil filter options on both sides of the engine

500-Hour Oil Change

- Customers save significant costs on oil, filters, and labor with a 500-hour oil change interval

Standard Gear Auxiliary Drive

- Standard gear auxiliary drive produces up to 50 hp (37 kW) for gear-driven accessories

Mounting Points

- Standard front and side mounting points provide easy installation and application flexibility

Electronic-Controlled Rotary Injection Pump

- Electronic-controlled rotary injection pump distributes the precise amount of fuel required by each cylinder at exactly the right time
- Electronic controls monitor engine speed and load to determine fuel timing

Specifications and design subject to change without notice



John Deere Power System
3801 W. Ridgeway Ave.
PO Box 5100
Waterloo, IA 50704-5100
Phone (800) 533-6446
Fax (319) 292-5075

John Deere Power Systems
Usine de Saran
La Foulonnerie - B.P. 11013
45401 Fleury-les-Aubrais Cedex-France
Phone (33) 2 38 82 61 19
Fax (33) 2 38 82 60 00